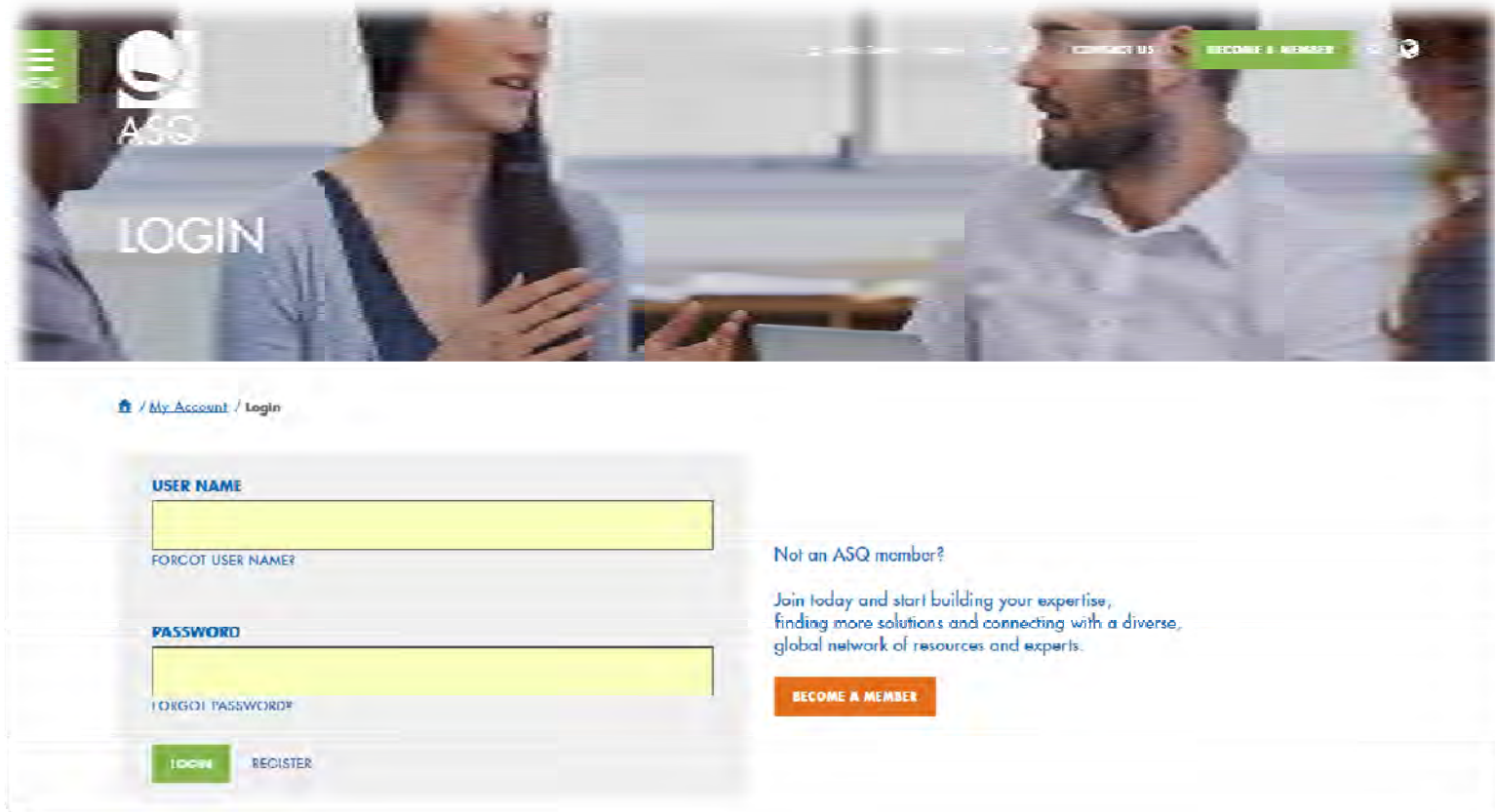


# Login to ASQ



The image shows a screenshot of the ASQ website's login page. At the top, there is a navigation bar with the ASQ logo on the left and links for 'CONTACT US' and 'BECOME A MEMBER' on the right. Below the navigation bar is a large banner image of three people in a meeting, with the word 'LOGIN' overlaid in white text. The main content area features a login form with two input fields: 'USER NAME' and 'PASSWORD'. Below each field is a link for 'FORGOT USER NAME?' and 'FORGOT PASSWORD?' respectively. At the bottom of the form are two buttons: 'LOGIN' and 'REGISTER'. To the right of the form, there is a section titled 'Not an ASQ member?' with a paragraph of text and a 'BECOME A MEMBER' button.

[/ My Account / Login](#)

**USER NAME**  
  
[FORGOT USER NAME?](#)

**PASSWORD**  
  
[FORGOT PASSWORD?](#)

**Not an ASQ member?**

Join today and start building your expertise, finding more solutions and connecting with a diverse, global network of resources and experts.

<https://asq.org/account/login?prvurl=http://asq.org>

# Access to your account



The screenshot shows the ASQ website homepage. In the top left corner, there is a green 'MENU' button and the ASQ logo. The top right navigation bar includes a user profile 'Hello, Robert', a 'My Account' link (highlighted by a blue arrow), 'Logout', and a 'Cart' icon with a '1' item count. Further right are buttons for 'CONTACT US', 'ACCESS MY TRAINING', and 'RENEW', along with search and social media icons. The main content area features a large background image of a woman in a blue lab coat working on a complex piece of machinery. The text 'ASQ - THE GLOBAL VOICE OF QUALITY.' is prominently displayed. Below this, a smaller line of text reads: 'Our training courses are designed and developed by the best subject matter experts and taught by the best. Bring out the best in your career or organization by joining ASQ with an individual or organizational membership. We've got the membership that's right for you.' A green 'WATCH VIDEO' button is located below the text. At the bottom center, there are three small circles, with the first one filled in orange.

# Add your latest contact email

(preferably your *personal* email)

**CONTACT INFO**

**MY ACCOUNT**

- Communication**
  - Address Information
  - Contact Information
  - Opt In/Out
- Demographics**
  - Demographics
  - Change Username / Password
  - Special Needs
- Membership & Participation**
  - Membership Details
  - Access your Member Gift
  - Access your Benefits
  - Proud Member Logos
  - Upgrade Your Membership
  - Print your Membership Card
  - Print your Member Certificate
  - Recruit a Member Program
  - Retired Member Program
  - Unemployed Members
  - Committees
- Education**

**PHONE**

Phone Type	Phone Location	Phone Number	Main	Do Not Call	Actions
Mobile	Work	(514)			<a href="#">Edit</a>   <a href="#">Delete</a>
Phone	Home	(450)			<a href="#">Edit</a>   <a href="#">Delete</a>
Phone	Work	(450)	<input checked="" type="checkbox"/>		<a href="#">Edit</a>   <a href="#">Delete</a>

[Add New Phone Number](#)

**EMAIL**

Email Location	Email Address	Main	Actions
Home	<a href="mailto:info@robertdemers.qc.ca">info@robertdemers.qc.ca</a>		<a href="#">Edit</a>   <a href="#">Delete</a>
Work	<a href="mailto:info@robertdemers.qc.ca">info@robertdemers.qc.ca</a>	<input checked="" type="checkbox"/>	<a href="#">Edit</a>   <a href="#">Delete</a>

[Add New Email Address](#)

**WEB/SOCIAL MEDIA SITES**

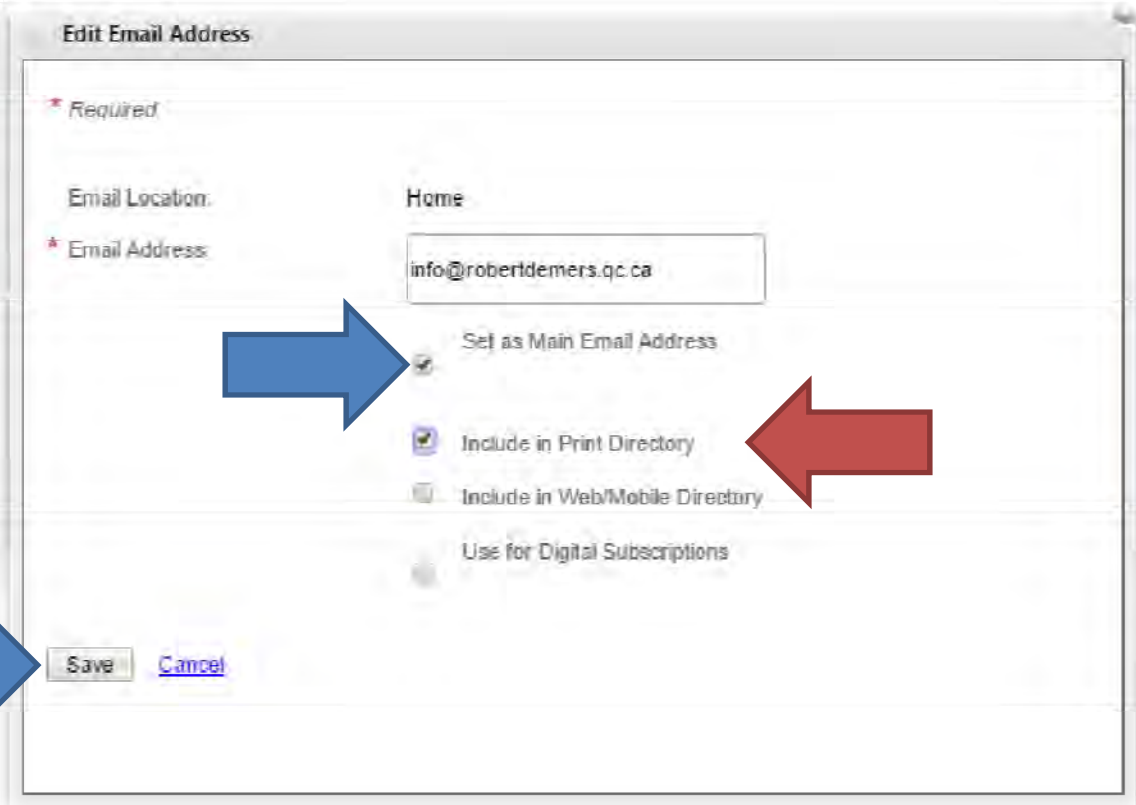
No records to display.

[Add New Website Address](#)

**FAX**

No records to display.

# Check mark and **SAVE** before exit

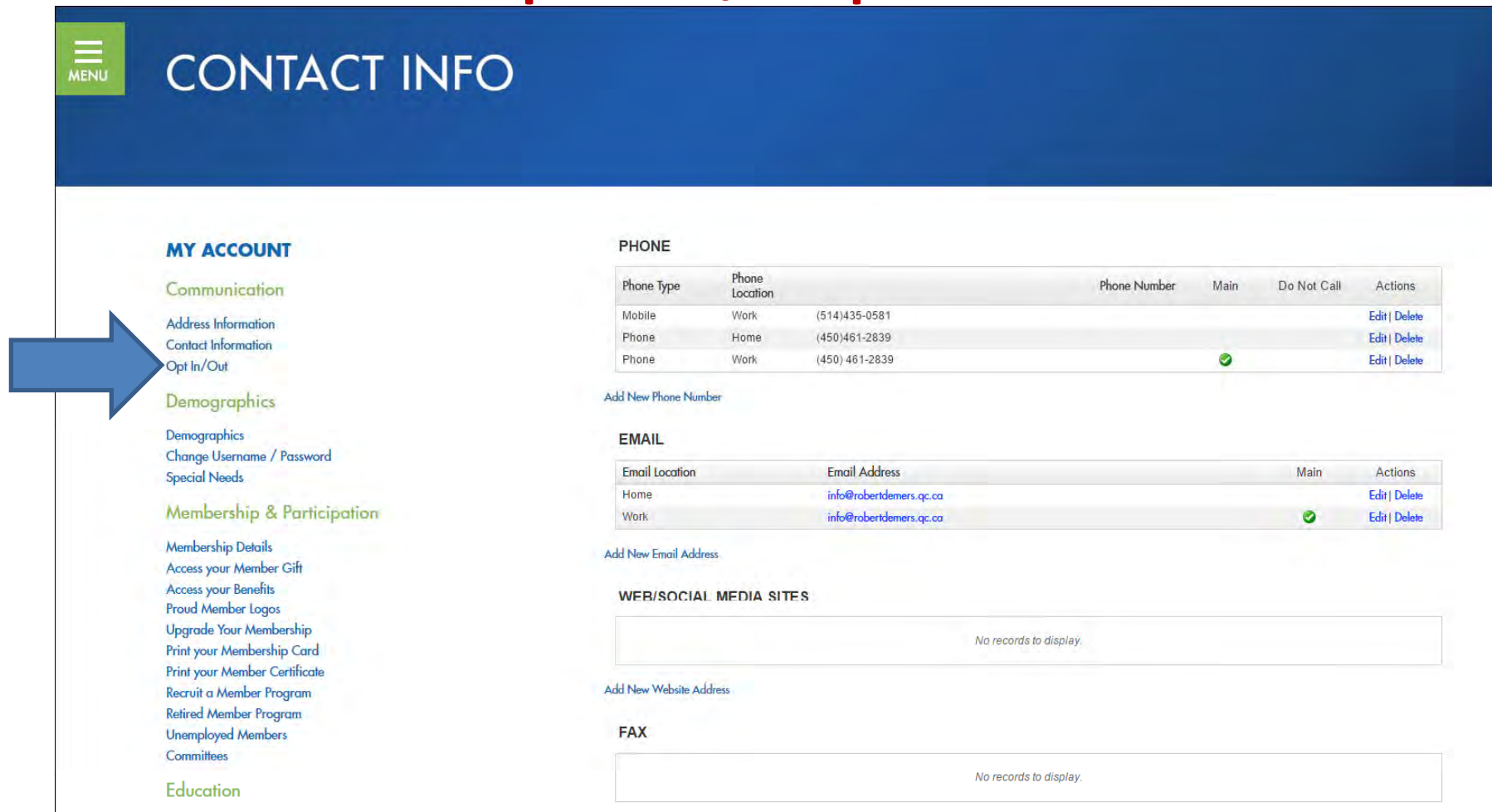


The screenshot shows a dialog box titled "Edit Email Address". It contains the following fields and options:

- Required** (indicated by a red asterisk)
- Email Location:** Home
- Email Address:** info@robertdemers.qc.ca
- Set as Main Email Address:**  (indicated by a blue arrow)
- Include in Print Directory:**  (indicated by a red arrow)
- Include in Web/Mobile Directory:**
- Use for Digital Subscriptions:**
- Buttons:** Save, Cancel (indicated by a blue arrow)

Check box at **RED** arrow if you want your email address posted in the ASQ directory (uncheck if not).

# Edit your preferences in the Opt In / Opt out



**MENU**

## CONTACT INFO

**MY ACCOUNT**

- Communication**
  - Address Information
  - Contact Information
  - Opt In/Out**
- Demographics**
  - Demographics
  - Change Username / Password
  - Special Needs
- Membership & Participation**
  - Membership Details
  - Access your Member Gift
  - Access your Benefits
  - Proud Member Logos
  - Upgrade Your Membership
  - Print your Membership Card
  - Print your Member Certificate
  - Recruit a Member Program
  - Retired Member Program
  - Unemployed Members
  - Committees
- Education**

**PHONE**

Phone Type	Phone Location	Phone Number	Main	Do Not Call	Actions
Mobile	Work	(514)435-0581			<a href="#">Edit</a>   <a href="#">Delete</a>
Phone	Home	(450)461-2839			<a href="#">Edit</a>   <a href="#">Delete</a>
Phone	Work	(450) 461-2839	<input checked="" type="checkbox"/>		<a href="#">Edit</a>   <a href="#">Delete</a>

[Add New Phone Number](#)

**EMAIL**

Email Location	Email Address	Main	Actions
Home	<a href="mailto:info@robertdemers.qc.ca">info@robertdemers.qc.ca</a>		<a href="#">Edit</a>   <a href="#">Delete</a>
Work	<a href="mailto:info@robertdemers.qc.ca">info@robertdemers.qc.ca</a>	<input checked="" type="checkbox"/>	<a href="#">Edit</a>   <a href="#">Delete</a>

[Add New Email Address](#)

**WEB/SOCIAL MEDIA SITES**

No records to display.

[Add New Website Address](#)

**FAX**

No records to display.



Hello, Robert | My Account | Logout | Cart 0

CONTACT US

ACCESS MY TRAINING



# OPT IN OUT

## MY ACCOUNT

### Communication

- Address Information
- Contact Information
- Opt In/Out
- Communication Preferences

### Demographics

- Demographics
- Change Username / Password
- Special Needs

### Membership & Participation

- Membership Details
- Access your Member Gift
- Access your Benefits
- Proud Member Logos
- Upgrade Your Membership

## OPT IN/OUT

I am interested in receiving information on the following topics:

Member Communication

Section Communication

Newsletters

Quality First


Product and Service

Conferences

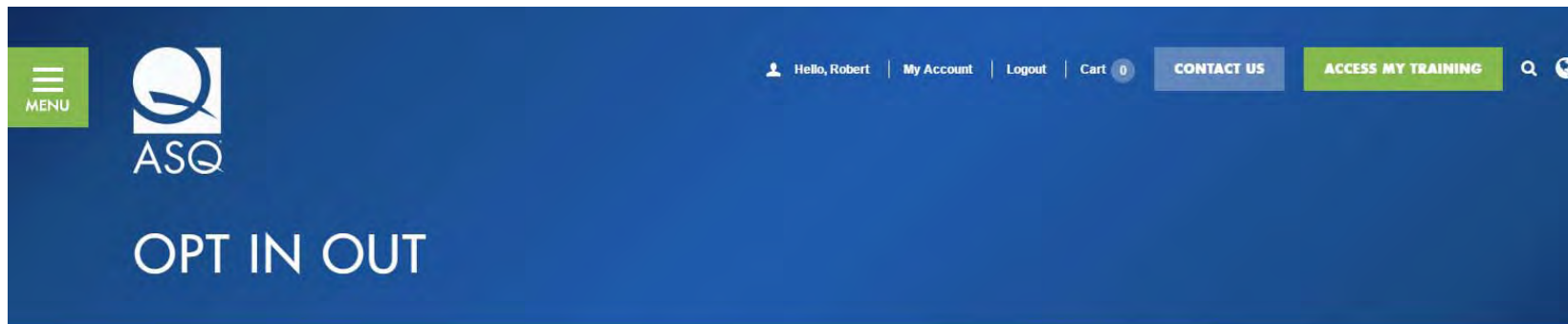
Standards

Surveys

EDIT



# Select « Section Communication » (and all others of your choice)



## MY ACCOUNT

### Communication

- [Address Information](#)
- [Contact Information](#)
- [Opt In/Out](#)
- [Communication Preferences](#)

### Demographics

- [Demographics](#)
- [Change Username / Password](#)
- [Special Needs](#)

### Membership & Participation

- [Membership Details](#)
- [Access your Member Gift](#)
- [Access your Benefits](#)
- [Proud Member Logos](#)
- [Upgrade Your Membership](#)
- [Print your Membership Card](#)
- [Print your Member Certificate](#)

The screenshot shows the 'OPT IN/OUT' form. The title is 'OPT IN/OUT'. Below the title, it says 'I am interested in receiving information on the following topics:'. There are two main sections: 'Member Communication' and 'Newsletters'. In the 'Member Communication' section, the 'Section Communication' checkbox is checked and highlighted with a blue arrow. In the 'Newsletters' section, there are several unchecked checkboxes for 'ASQ in China', 'ASQ Mexico Newsletter', 'Career Connection', 'Education Update', and 'Enterprise Excellence'. At the bottom of the form, there are 'Save' and 'Cancel' buttons. A blue arrow points to the 'Save' button. A dashed blue line is drawn across the bottom of the form.

# Logout



ASQ

MENU

Hello, Robert | My Account | Logout | Cart 0

CONTACT US

ACCESS MY TRAINING

OPT IN OUT

## MY ACCOUNT

### Communication

- [Address Information](#)
- [Contact Information](#)
- [Opt In/Out](#)
- [Communication Preferences](#)

### Demographics

- [Demographics](#)
- [Change Username / Password](#)
- [Special Needs](#)

### Membership & Participation

- [Membership Details](#)
- [Access your Member Gift](#)
- [Access your Benefits](#)
- [Proud Member Logos](#)
- [Upgrade Your Membership](#)

## OPT IN/OUT

[EDIT](#)

I am interested in receiving information on the following topics:

- Member Communication
  - Section Communication
- 
- Newsletters
  - Quality First
- 
- Product and Service
  - Conferences
  - Standards
  - Surveys



# Last thing and you are done. Thanks for taking the time !

Send an e-mail to Customer service [cs@asq.org](mailto:cs@asq.org)

E-mail should read thus (*cut and paste*):

My name is **xxxxx** and my ASQ membership number is **nnnnn**

*I hereby state that I want to receive e-communications from my section so would ASQ please remove the “**do not solicit**” flag from my account.*

*Regards!*